

Ducha monomando con duplex NORMA_NM000450

MODELO **NM000450**

Ducha monomando con duplex, soporte duchita articulado mural, duchita Teti 3 funciones de ABS, flexible de Latón 150 cm

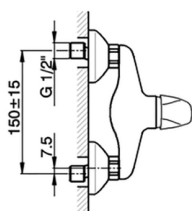
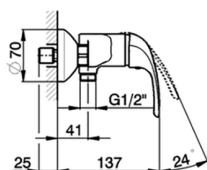
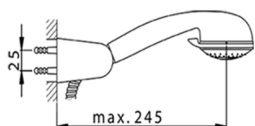
ACABADOS DISPONIBLES



CARACTERÍSTICAS

Recambio Cartucho **ZZ94034000**

Cartucho Monomando 35 mm



2026-05-20